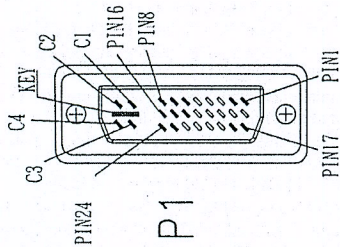




DVI_I(M)
INS:BLACK



P1

1830±40

MOLD TYPE

FERRITE CORE 18.4×28.5×12.5mm
(TC-0005)

(T/N:TSR-0014)

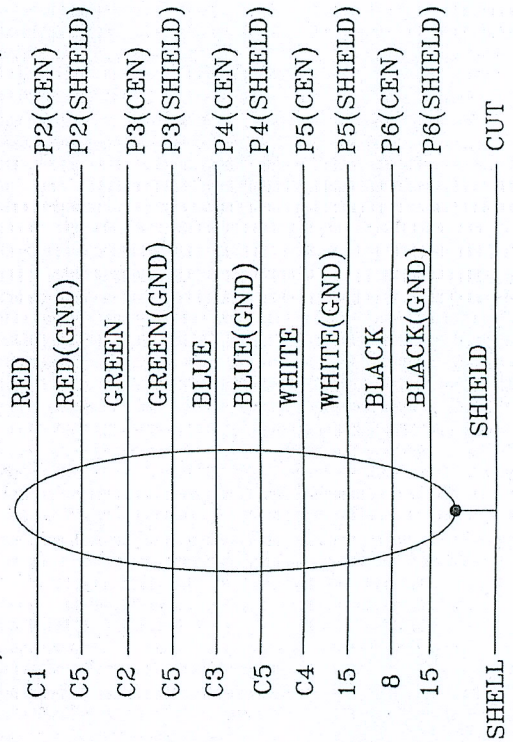
30±3mm

THUMB SCREW #4-40 UNC×2PCS

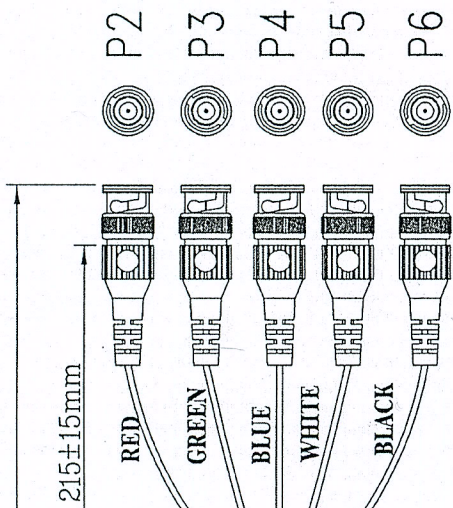
TDB-0075

PIN OUT

DVI_I/M



5*BNC/M



FRONT

(T/N:TDC-0003)

5*BNC/M BLACK MOLD

PART NAME

DIM. CLASS

0 ±0.30
.00 ±0.15
.000 ±0.10
ANGLE: ±1°

3RD. ANGLE S

DRAW

RENT

CHECK

LUCK

APPROVE

JAMES

SCALE

SHEET

1/2

REF.

I

DVI_I/M - BNC PLUG×5 CABLE

PART NO.



2 3 4 5 6 7 8

NOTES:

1.CABEL: UL-2919 COAX*5 28AWG(7/0.127)+AL-FOIL/MYLAR(25% MIN OVERLAP)
+BRAID(85%),PVC JACKET O.D=φ10.5±0.2mm,COLOR: BLACK(NK-K01).

2.CONNECTOR:

P1: DVI 29P:24P+4+KEY DIGITAL/ANALOG GOLD FLASH CONTACT;

NICKEL PLATED SHELL

P2 ~ P6 : BNC MALE GOLD FLASH CONTACT;

NICKEL PLATED SHELL

3.SHIELD: P1: COPPER-FOIL 360° SOLDER CONNECTOR
SHELL & CABLE BRAID

4.HOOD: ALL MOLDED TYPE, PVC 45P, COLOR:BLACK(NK-K01)

5.ELECTRICAL TEST:100% OPEN SHORT MIS WIRE TEST

CONTACT RESISTANCE 3MΩ MIN
INSULATION RESISTANCE 10MΩ MIN

6.PACKING: EACH PC / POLYBAG.

UNIT (mm)		DIM. CLASS		PART NAME	
0	±0.50	■	CRITICAL	DVI_I/M - BNC PLUG×5 CABLE	
.00	±0.15	⊗	MAJOR	PART NO.	
.000	±0.10	○	REF.		
ANG. ±1°		BRAV KENT		CHECK	APPROVE
3RD. ANGLE S		LICK		JAMES	
		SCALE		SHEET	REF.
		2/2		1	